

၅

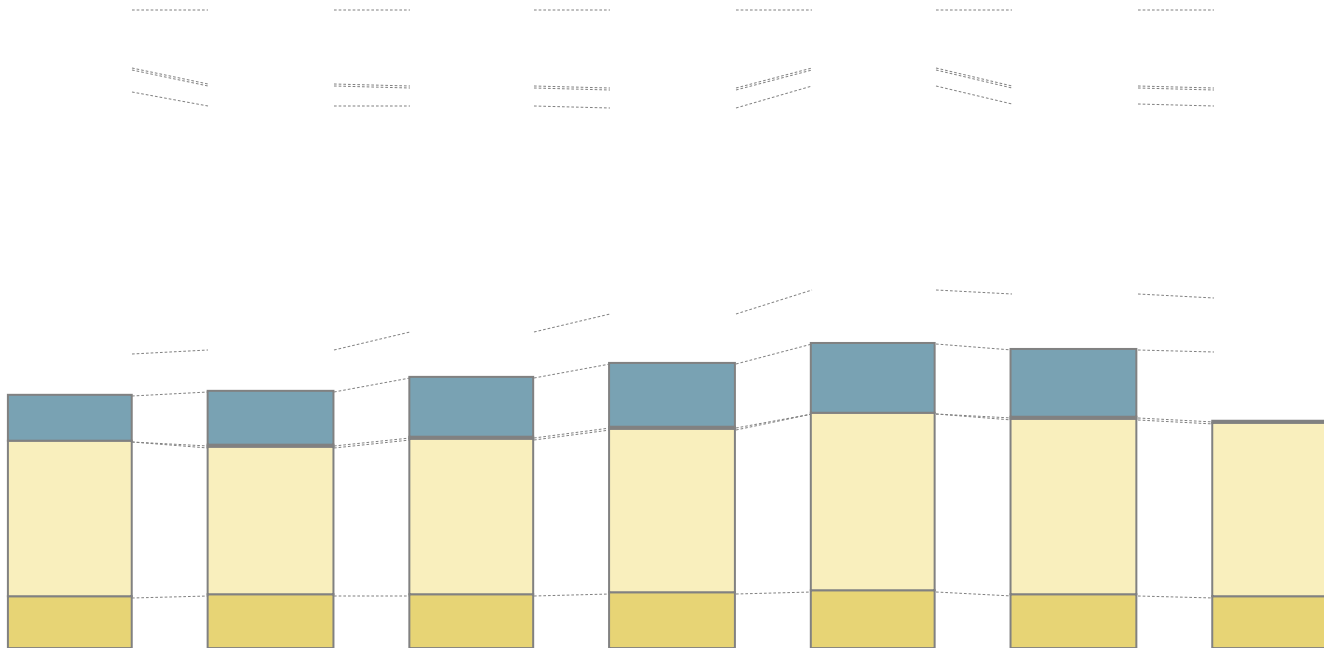
၆၇



၆၈

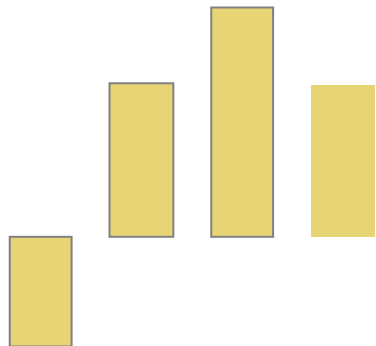
၆၉

၇၀











面 書

- 面 書 NP 2013-17 面 書 - 面 書
- 3
- 面 書

面 書

面 書

面 書

面 書

Ⓜ

Ⓜ

Ⓜ
Ⓜ

Ⓜ
Ⓜ

Ⓜ
Ⓜ

Ⓜ
Ⓜ
Ⓜ

Ⓜ
Ⓜ
Ⓜ


Ⓜ Ⓜ

Ⓜ
Ⓜ
Ⓜ
Ⓜ
Ⓜ



Aspiration

To Promote the **sustainable** development of the Angolan economy, increase **non-oil income and production**, increase **job creation** and promote **exports of goods and services**



Ⓜ Ⓜ



Ⓜ Ⓜ Ⓜ



Ⓜ Ⓜ Ⓜ



Ⓜ



Ⓜ Ⓜ Ⓜ

Agro-

Aspiration

To Promote the **sustainable** development of the Angolan economy, increase **non-oil income and production**, increase **job creation** and promote **exports of goods and services**

**Main
Clusters**

**Necessary
conditions**

၆

၈၆ ၂

၆
၄

၆

၆၇

၆၈

၆၉

၇၀

၇၁

၇၂

සමස්ත ව්‍යවස්ථාපිත මුදල් 22.6 බිලියන රුපියල්

විස්තරය	අංකය	මුදල (M)	මුදල (බිලියන රුපියල්)
විදේශීය මුදල්	14	3,141.9	11,558
රාජ්‍ය මුදල්	4	479	373
පුනර්නිමය මුදල්	3	NA	500
මුදල් පුනර්නිමය	6	2,260.8	3,019
මුදල් පුනර්නිමය	3	4,066	6,863
මුදල් පුනර්නිමය	2	2,735	2,989
මුදල් පුනර්නිමය	4	9,468	15,950
මුදල් පුනර්නිමය	36	22,700	41,000

th a g þ ð n in d b
þ n þ b ð n

g þ d n

W
s
þ
þ

h g

b
b
g

lv

- þ b b b
þ b b g
g b b
- þ b g b
þ b b b
- þ b b b b
b
- A g b g b
þ b
- l g b
d b
- þ b b
d b
- þ b b g
þ b

þ

lv

-lv

൪ ൧ ൧ ൧ ൪ ൪ ൧ ൪
 ൧ ൪ ൪ ൪ ൪ ൪



AVI

TE

EN

B



a



2014 C

16^h, 24.383,301

1.803,488 2.579,813

48% 52%

It

main

(GE), 2015,

34%

g



- **En** **fit-Hed**
Aug **the**
Aug **the**
2008; **70% i2001 to 36.6% i**
- **Le** **the**
2000 **2013,** **45** **2000 to 1.9 i2013;**
- **R** **the**



Ad ~~the~~ 73% in 2013, ~~at 0~~ ~~up~~
to 50%. In 2008 ~~was~~ 5.6% and in 2011 ~~to~~



2012 年

52,593 比 2010 年 58,564 年 2012 年 9.3% 増加

9.3% 増加

増加

増加

増加

増加			
増加	2010	2011	2012
増加	122.6	105.5	93.8
増加	142.6	161.1	155.7
増加	28.1	35.8	37.9

2002 70-
80%
30%
10%

80%

Si
100%
100%
100%
100%

100%

面

目