

Outline of presentation

- Trends in urbanization, city growth and its sources
- Human mobility and role of international migration in cities
- Data gaps
- Recommendations

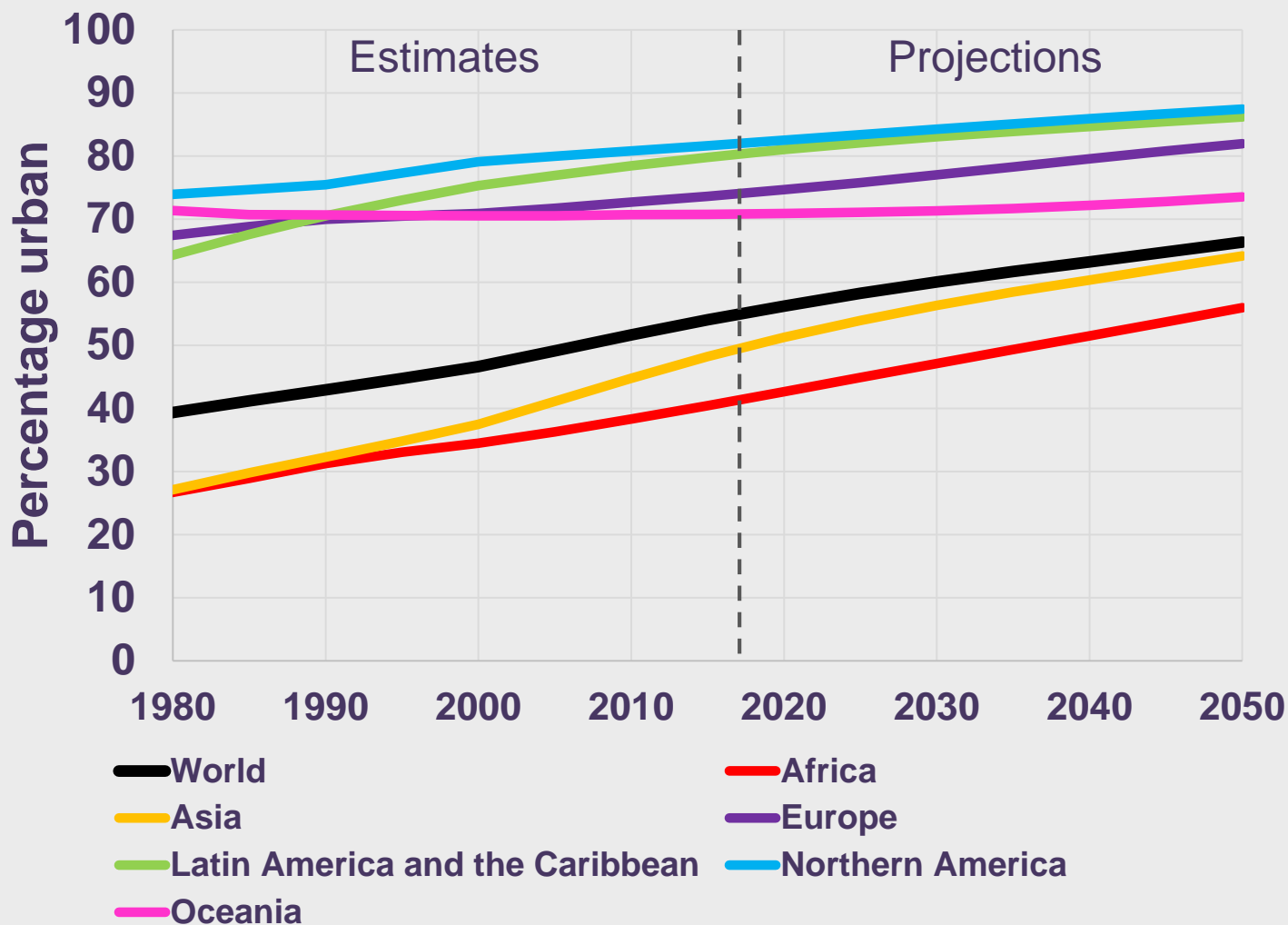
Background

- ICPD (1994): chapters devoted to urbanization and international migration
- Sustainable cities and migration well integrated into the 2030 Agenda for Sustainable Development (2015)
- New Urban Agenda (2016) defined new road map to make urbanization an engine of sustainable development
- International migration has gained increasing prominence since ICPD, including New York Declaration (2016)

Global trends in urbanization

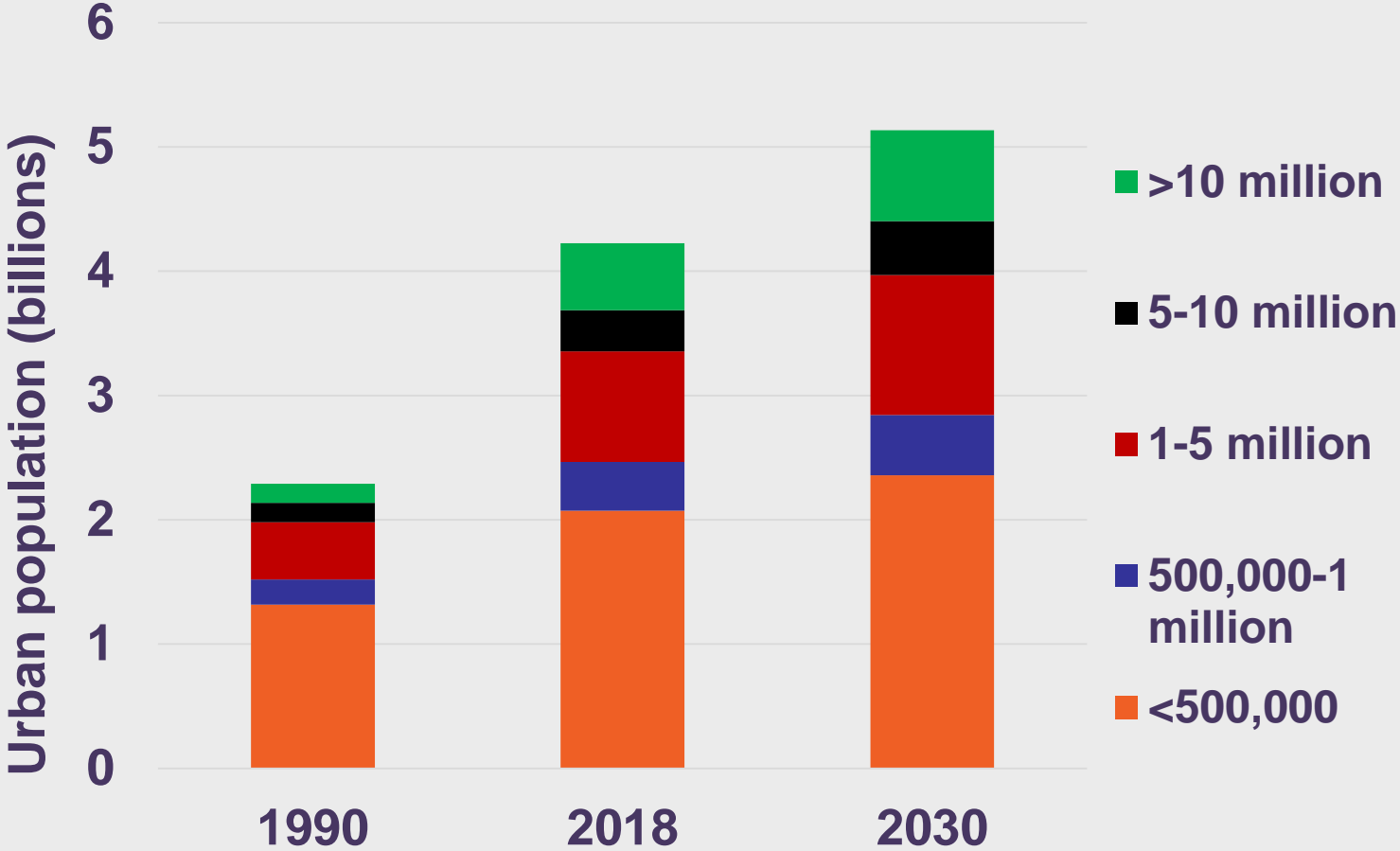
- In 2018, 4.2 billion of world's population lives in cities
- Almost all of the future increase (to 2030 and 2050) in the world population will be accounted by urban dwellers
- The proportion of the world population in urban areas is projected to keep rising in all major regions of the world (see figure I)

Proportion of total population residing in urban areas, 1980 to 2050



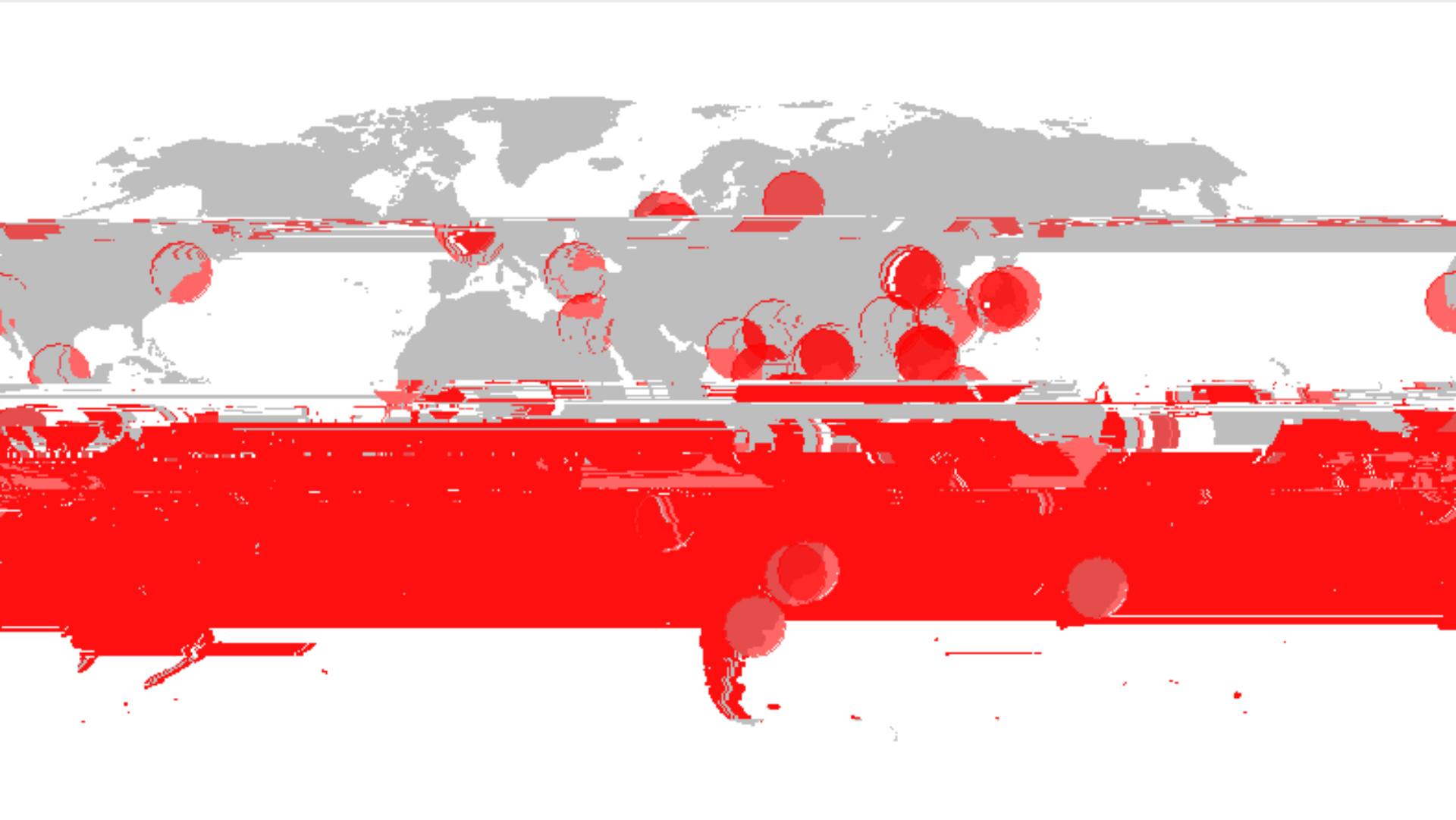
Source: United Nations (2014). *World Urbanization Prospects: The 2014 Revision*.

Urban population by category of city size, 1990, 2018 and 2030



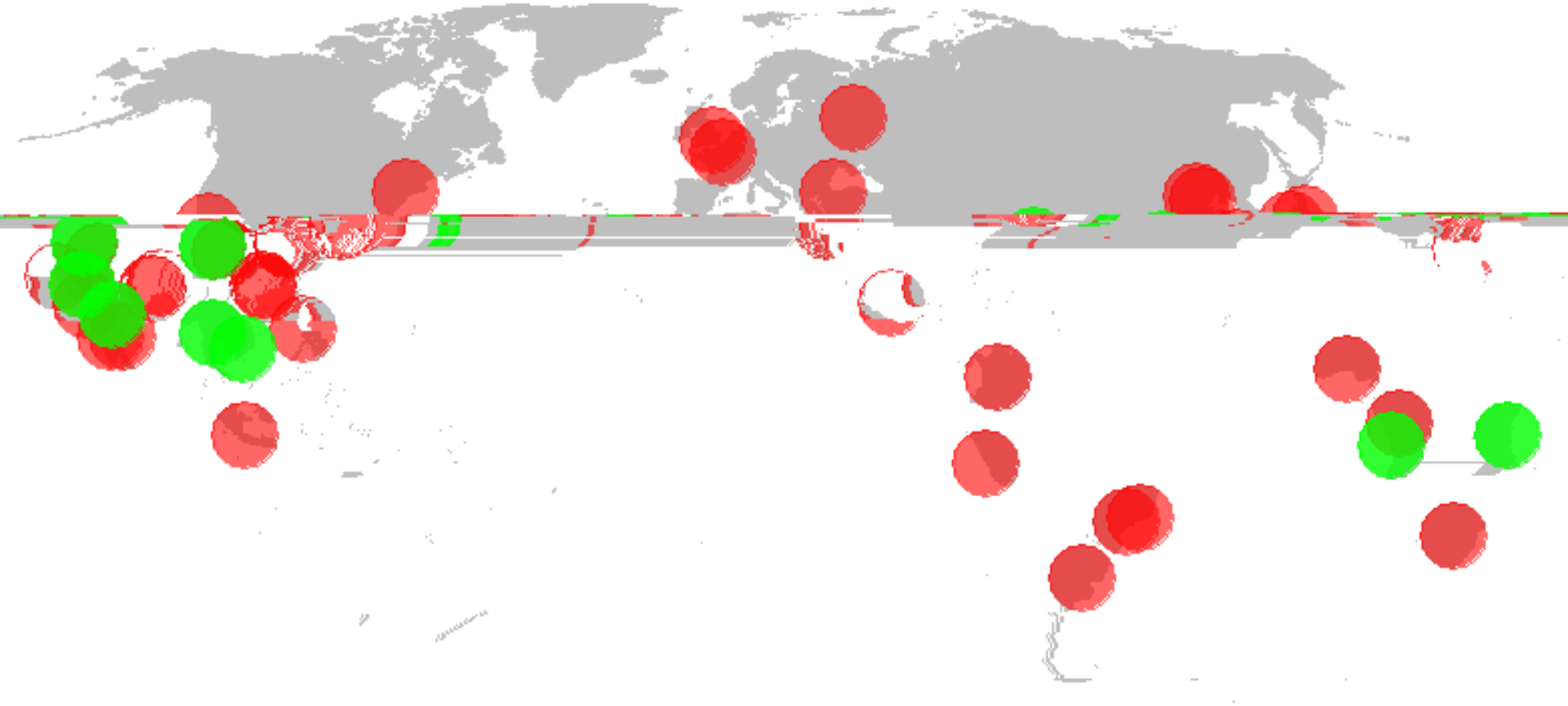
Source: United Nations (2014).

Megacities in 2018



Source: United Nations (2014). *World Urbanization Prospects: The 2014 Revision*.

Megacities in 2030



Source: United Nations (2014). *World Urbanization Prospects: The 2014 Revision*.

Sources of city growth

1. **Natural increase** (excess of births over deaths)
2. In many developing countries (especially in Asia and Africa) **rural-urban migration** has played a major role
3. In Latin America and the Caribbean, most internal migration is **between urban areas**
4. In some cities in the Americas, Asia and Europe, **international migration** is a major factor of city growth*

Cities and international migration

- A large number and proportion of international migrants arrive to and settle in cities
- In 2015, **22** “global cities”* hosted 44 million international migrants (**18%**)

Other forms of human mobility

- Many migrants “circulate”/**return** to their place of origin; e.g., 6%-8% of the adult population of Central and Eastern Europe, and nearly 1/3 of the migrants to the United Kingdom and Denmark
- Daily **commuting** has expanded greatly, with significant environmental consequences
- **Tourism** is a rapidly increasing form of mobility, with large economic impact -- 1.2 billion international arrivals in 2015, generating 1 in 11 jobs worldwide

Trends in international migration

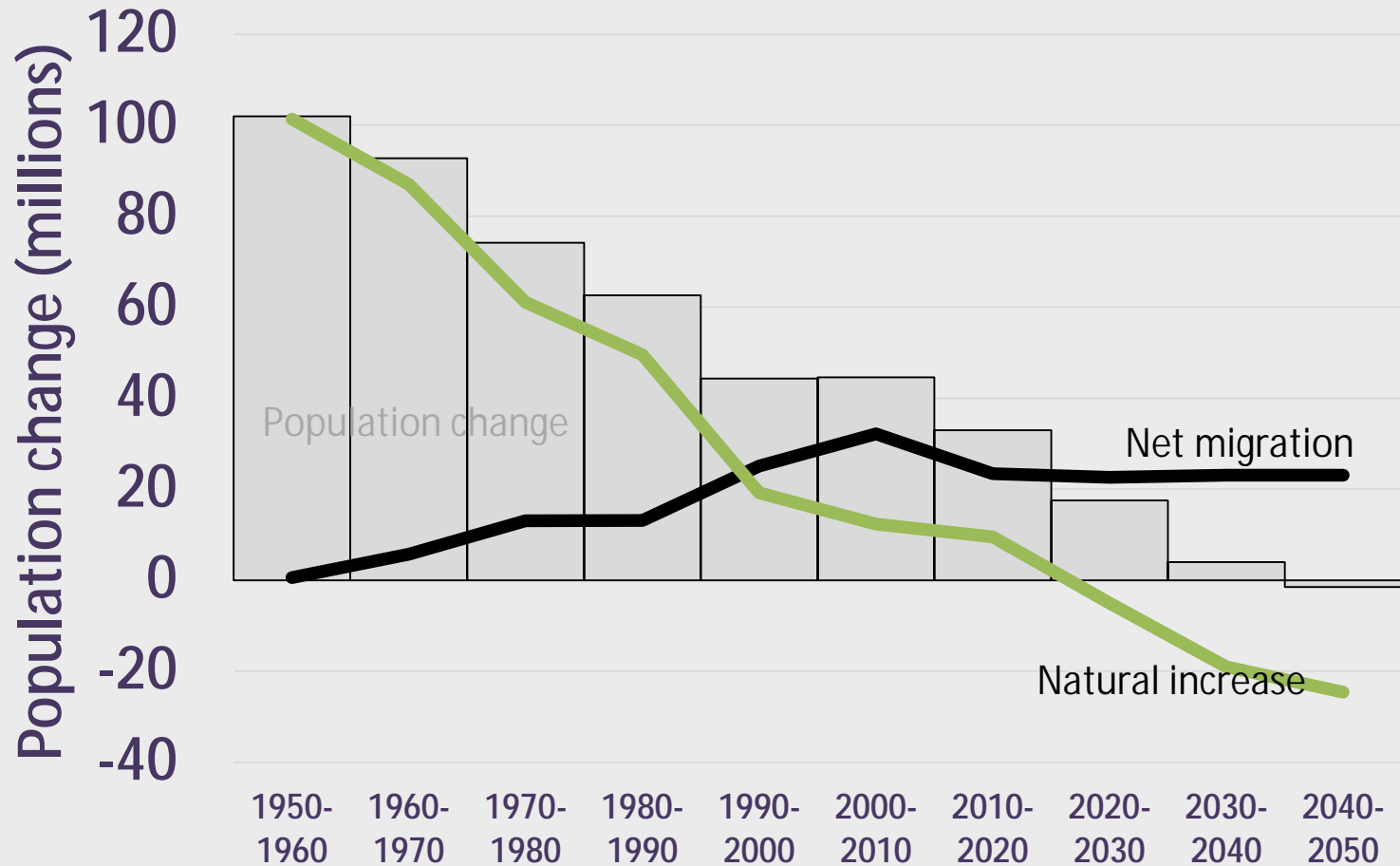
- Since 1990, the global number of international migrants has increased by 105 million, reaching 258 million in 2017
- These numbers represented 2.9% of the total world population in 1990, and 3.4% in 2017

Age and sex composition of international migrants

- **70%** are 20-59 years in the North and in the South
- “Older” international migrants (60+ years) **outnumber** “young” migrants (under 20 years) in the North, while the opposite is true in the South
- **48%** of international migrants are **women**; this share is higher in Europe and Northern America than in other regions

Contributions of natural increase and net migration to population change for **developed regions**, from 1950 to 2050

Developed regions



Source: United Nations (2017).

International migration and development

- Maximizing and sharing the benefits of international migration requires regulation and policies to address:
 - informality of labour markets
 - upholding labour standards
 - avoiding strain on social services
 - address concerns about national security
- With appropriate measures in place, however, safe, orderly and regular migration can indeed support global prosperity

Policies on sustainable cities, human mobility and international migration (circa 2015)

Governments with policies in the past five years to	Per cent (%)
Reduce migration from rural to urban areas	72
Promote rural development to decrease migration pressures	75
Decentralize populations from large urban centres to smaller urban, suburban or rural areas	39
Relocate populations out of environmentally fragile areas	21
Increase energy efficiency in transport and buildings	72
Stringent environmental regulations for industries within or surrounding large urban centres	28
Improve solid waste management systems	87
Secure access to water and sanitation	75
Secure land tenure and adequate housing for the urban poor	81
Maintain the current level of immigration or did not have policies to influence it	75
Reduce the level of immigration	13
Raise the level of immigration	12
Raise immigration for highly skilled workers	44
Maintain the current level of emigration or did not have policies to influence it	59
Reduce the level of emigration	32

Data Gaps

- Significant data gaps remain in regard to:
- Internationally comparable **data, definitions and measures of cities and urban agglomerations**, needed for an integrated monitoring of SDGs
- Internationally **comparable data and measures of migration, including return and circular migration**, based on censuses, surveys, administrative records, and new sources of “big data”
- All this requires national and international **coordination and cooperation**

Steps to improve migration data could comprise:

1. **Inclusion of recommended questions on migration** [and related issues] during the 2020 census round
2. Expanded

Recommendations

- Consider demographic scenarios of growth of urban centres and surrounding rural settlements
- Consider the needs of women and men for equal access to services, including access to sexual and reproductive health care services for all, including migrant women.
- National and local governments need to address the needs of the rapidly growing number of older persons in cities and rural areas, including policies to promote healthy ageing and accessibility to infrastructure and services
- Local governments working in partnership with national authorities and civil society to promote the integration of migrants and their families into the host society

Recommendations

- Migration policies to minimize the negative impacts of migration on countries of origin, e.g., loss of human capital and separation of families; and maximize the benefits by reducing the transfer costs of remittances, promoting the recognition of skills and credentials, and supporting the engagement of diaspora groups and communities
- Need to improve the collection of data on cities, urban and rural populations, on internal and international migration through the 2020 round of censuses, surveys and administrative records
- International and regional organizations to coordinate efforts in developing methodologies and providing technical assistance to improve data analysis in the context of the 2030 Agenda for Sustainable Development

51st session
Commission on Population and Development



Sustainable Development Goals International Year of the Volunteering

9 – 13 April 2018

United Nations, New York



THANK YOU