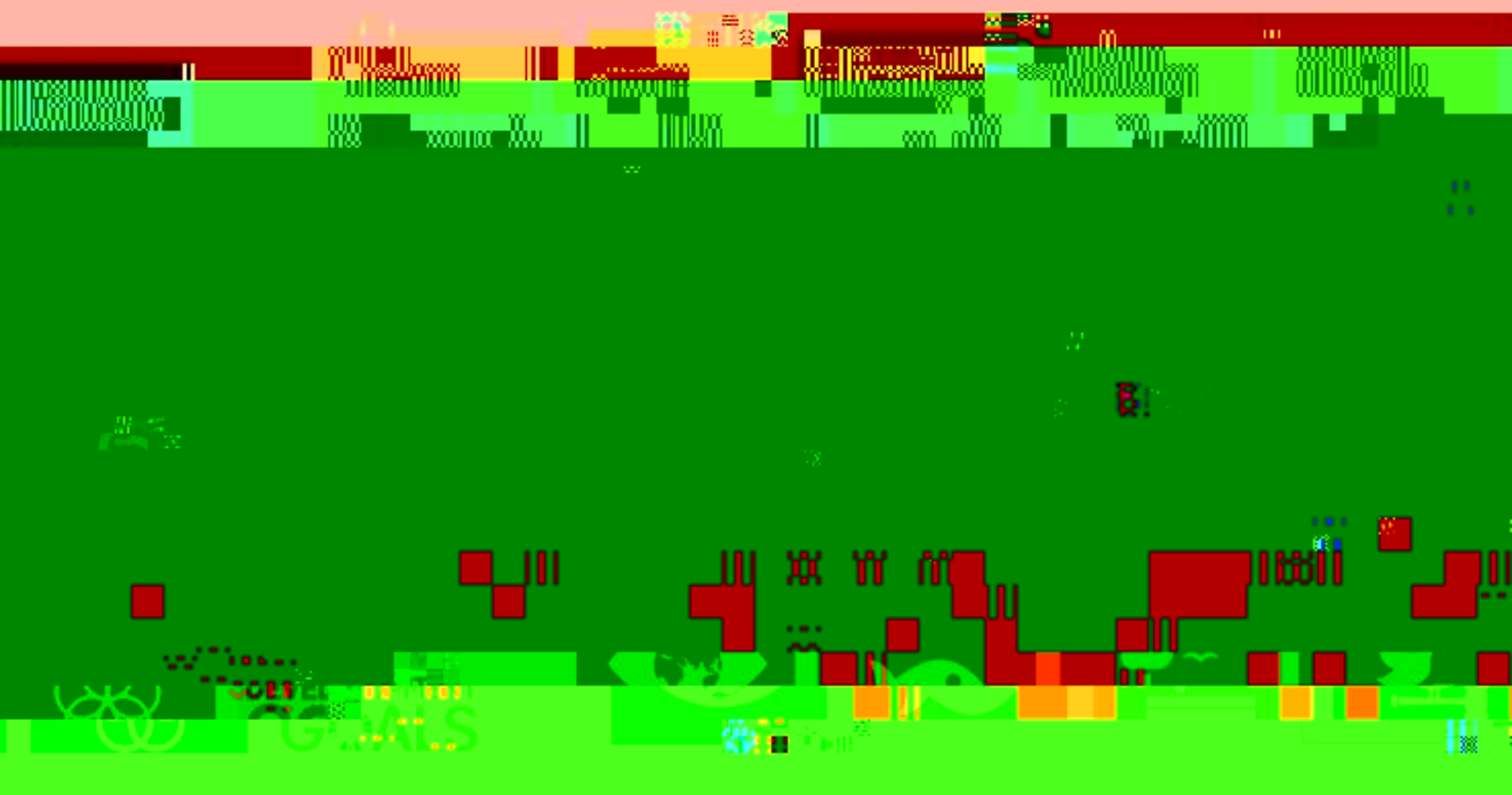





Transforming Our World by 2030





Global Indicator Framework



Relevance of Demographic Evidence



Goals and targets

Indicators

(2022-2024 ZDPU Agenda)

1.1.1.1. **Goal 1: Red** (Indicator: 1.1.1.1.1.1)

1.1.1.1.1. **Indicator 1.1.1.1.1.1**

1.1.1.1.1.1.1. **Indicator 1.1.1.1.1.1.1**

1.1.1.1.1.1.1.1. **Indicator 1.1.1.1.1.1.1.1**

1.1.1.1.1.1.1.1.1. **Indicator 1.1.1.1.1.1.1.1.1**

1.1.1.1.1.1.1.1.1.1. **Indicator 1.1.1.1.1.1.1.1.1.1**

1.1.1.1.1.1.1.1.1.1.1. **Indicator 1.1.1.1.1.1.1.1.1.1.1**

1.1.1.1.1.1.1.1.1.1.1.1. **Indicator 1.1.1.1.1.1.1.1.1.1.1.1**

1.1.1.1.1.1.1.1.1.1.1.1.1. **Indicator 1.1.1.1.1.1.1.1.1.1.1.1.1**

1.1.1.1.1.1.1.1.1.1.1.1.1.1. **Indicator 1.1.1.1.1.1.1.1.1.1.1.1.1.1**

1.1.1.1.1.1.1.1.1.1.1.1.1.1.1. **Indicator 1.1.1.1.1.1.1.1.1.1.1.1.1.1**

1.1.1.1.1.1.1.1.1.1.1.1.1.1.1.1. **Indicator 1.1.1.1.1.1.1.1.1.1.1.1.1.1.1**

1.1.1.1.1.1.1.1.1.1.1.1.1.1.1.1.1. **Indicator 1.1.1.1.1.1.1.1.1.1.1.1.1.1.1.1**

1.1.1.1.1.1.1.1.1.1.1.1.1.1.1.1.1.1. **Indicator 1.1.1.1.1.1.1.1.1.1.1.1.1.1.1.1.1**

1.1.1.1.1.1.1.1.1.1.1.1.1.1.1.1.1.1.1. **Indicator 1.1.1.1.1.1.1.1.1.1.1.1.1.1.1.1.1.1**

1. **Indicator 1.1.1.1.1.1.1.1.1.1.1.1.1.1.1.1.1.1.1**


1. **Indicator 1.1.1.1.1.1.1.1.1.1.1.1.1.1.1.1.1.1.1.1**

1. **Indicator 1.1**


1. **Indicator 1.1**

1. **Indicator 1.1**

1. **Indicator 1.1**

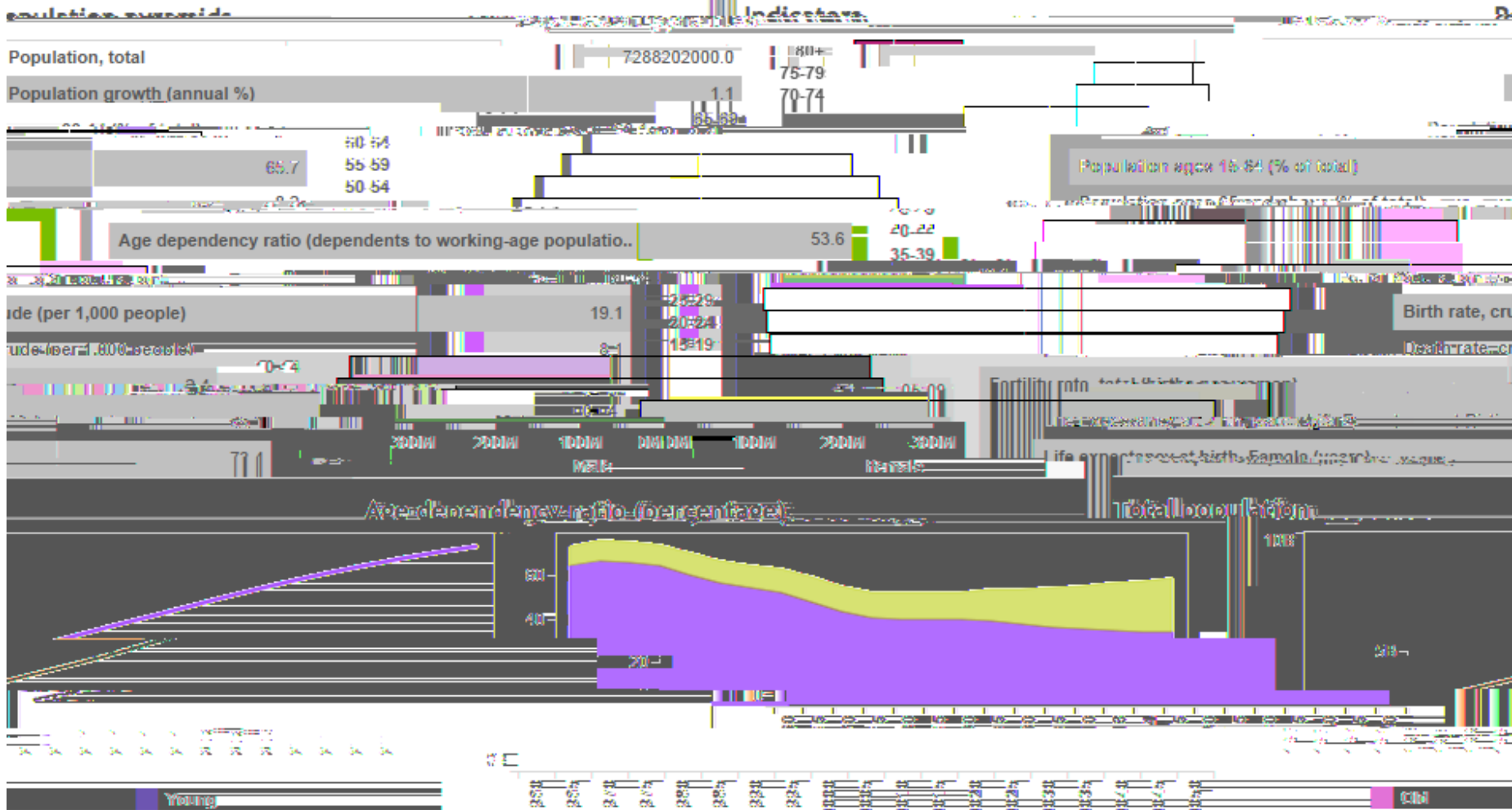



Leaving no one behind




7.2B people populate the world in 2015


Population Dynamics by Country and Group, 2015





2.0B are in East Asia and the Pacific developing countries

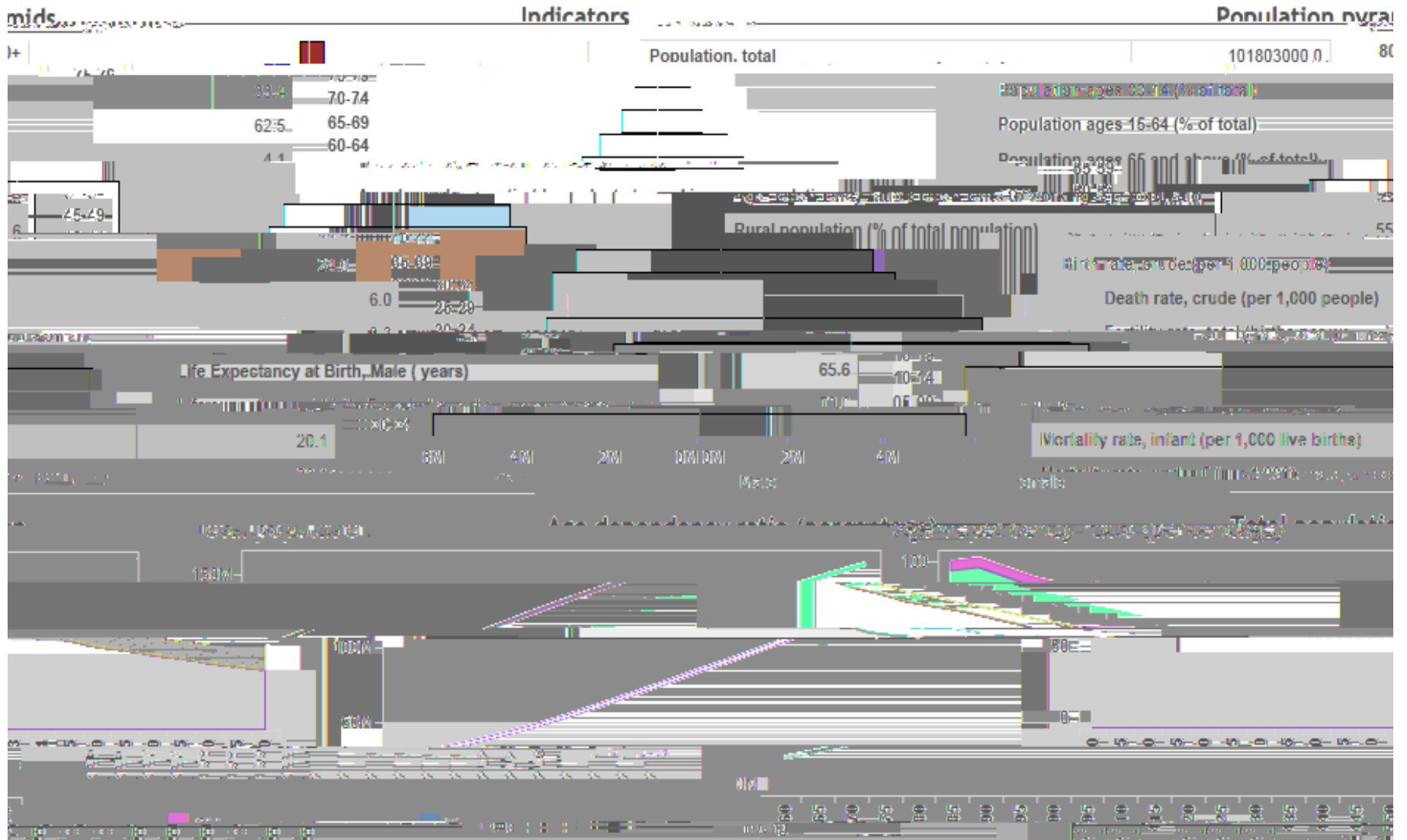


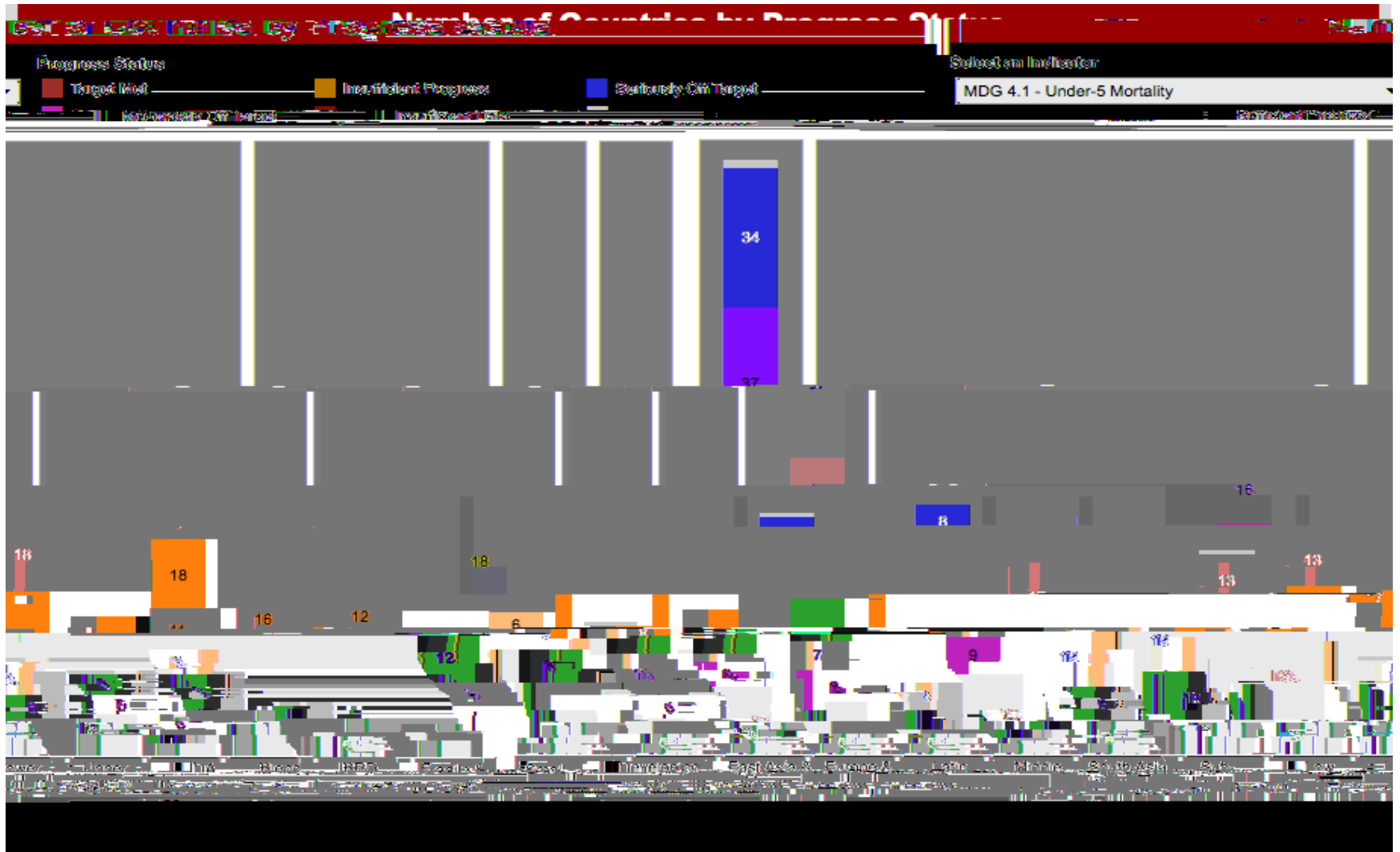




101.8M are in the Philippines

Select a year : 2015


Select a country / group : Philippines









REPUBLIC OF THE PHILIPPINES
PHILIPPINE STATISTICS AUTHORITY






Indicator	Women	Men	Reference Period/Source
<i>Education</i>			
Functional Literacy Rate (%) 10-64 years old	92.0	88.7	2013/ FLEMMS, PSA
Basic Literacy Rate (%) 10 years and over	97.0	96.1	2013/ FLEMMS, PSA



Indicator	Women	Men	Reference Period/ Source



Indicator


Women

Men



Source


Health and Nutrition

Maternal Mortality Ratio ^{d/}	221	e/	2011/ FHS, PSA
Proportion of Obese ^{f/} (%)	8.3	5.2	2013/ NNS, FNRI
Proportion of Underweight Children 0-5 Years Old ^{g/}	20.5	19.4	2013/ NNS, FNRI
Proportion of Stunted Children 0-5 Years Old ^{h/}	29.1	31.5	2013/ NNS, FNRI
Proportion of Overweight Children 0-5 Years Old ^{i/}	4.6	5.4	2013/ NNS, FNRI
Household Population with Disability	708,807	733,779	2010/ CPH, PSA
Most Common Type of Disability	Difficulty in seeing, even if wearing	Difficulty in communicating usual language	2010/ CPH, PSA




REPUBLIC OF THE PHILIPPINES
PHILIPPINE STATISTICS AUTHORITY







Need to do more: How?




Need to do more: How?



Need to do more: How?




Strengthening Civil Registration and Vital Statistics (CRVS)



REPUBLIC OF THE PHILIPPINES
PHILIPPINE STATISTICS AUTHORITY

Asian and Pacific CRVS Decade 2015-2024





President declares 2015-2024 as CRVS decade in Philippines



