

# **Trafficking in Persons**

**United Nations Expert Group Meeting on  
International Migration and Development**

**(July, 2005)**

**by**

**Irena Omelaniuk**

**Migration Adviser, The World Bank**

## Trafficking Defined

*- 3(A) Trafficking in persons shall mean the recruitment, transportation, transfer, harbouring or receipt of persons, by means of the threat or use of force or other forms of coercion, of abduction, of fraud, of deception, of the abuse of power or of a position of vulnerability or of the giving or receiving of payments or benefits to achieve the consent of a person having control over another person, for the purpose of exploitation. Exploitation shall include, at a minimum, the exploitation of the prostitution of others or other forms of sexual exploitation, forced labour or services, slavery or practices similar to slavery, servitude or the removal of organs*

# ROOT CAUSES

- **Poverty (particularly in rural areas)\***
- **Lack of opportunities/unemployment**
- **Conflicts/displacement**
- **Lack of information on safe migration**
- **Social and cultural practice**
  - **marginalization/subordination of women and girls**
  - **Entrusting children to friends or relatives**
  - **sale into marriage by family**
- **Demand (military sites, demography)**

# Trafficking and Development

- **Re-directs benefits of migration**
  - **depletes human capital**
  - **reduces “returns” to home country**
  - **leads to breakdown of families**
  - **forces children to work**
  - **reinforces illiteracy/poverty cycle**
  - **perpetuates social inequalities**
  - **cost to public health**
  - **cost to security**



# IOM Counter Trafficking Database



Cases assisted by IOM in January 2001 - June 2005

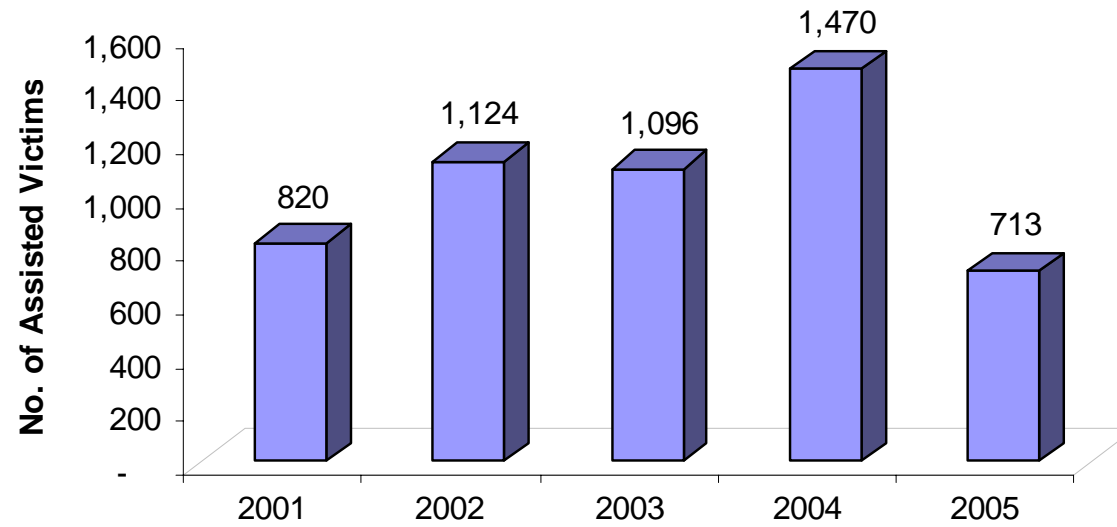
## Type of Referring Organization

Referring Organization	Number	Percentage
Embassy	228	4.37%
International organization	36	0.69%
IOM mission	149	2.85%
Law enforcement	2,025	38.77%
N/A	1,602	30.67%
Non-governmental organization	908	17.38%
Other	273	5.23%
Self-referral/Walk-in	2	0.04%
Total	5,223	100%

# OVERVIEW

## No. of Victims Assisted by Year

Year 2001- June 2005 - 5,223 Cases



Year	Number	Percentage
2001	820	15.70%
2002	1,124	21.52%
2003	1,096	20.98%
2004	1,470	28.14%
2005	713	13.65%
Total	5,223	100.00%


## Countries where Victims were trafficked to

Country/Province of Destination	Number	%
ALBANIA	244	4.67%
ARGENTINA	66	1.26%
ARMENIA	6	0.11%
AUSTRIA	12	0.23%
AZERBAIJAN	5	0.10%
BELARUS	445	8.52%
BELGIUM	16	0.31%
BOLIVIA	1	0.02%
BOSNIA AND HERZEGOVINA	409	7.83%
BULGARIA	197	3.77%
COLOMBIA	172	3.29%
COTE D'IVOIRE	35	0.67%
CROATIA	31	0.59%
CYPRUS	1	0.02%
CZECH REPUBLIC	2	0.04%
DOMINICAN REPUBLIC	4	0.08%
EAST TIMOR	1	0.02%
ECUADOR	1	0.02%
EGYPT	1	0.02%
ETHIOPIA	2	0.04%
FRANCE	24	0.46%
GABON	1	0.02%
GEORGIA	12	0.23%





# Gender of the Victims, 28

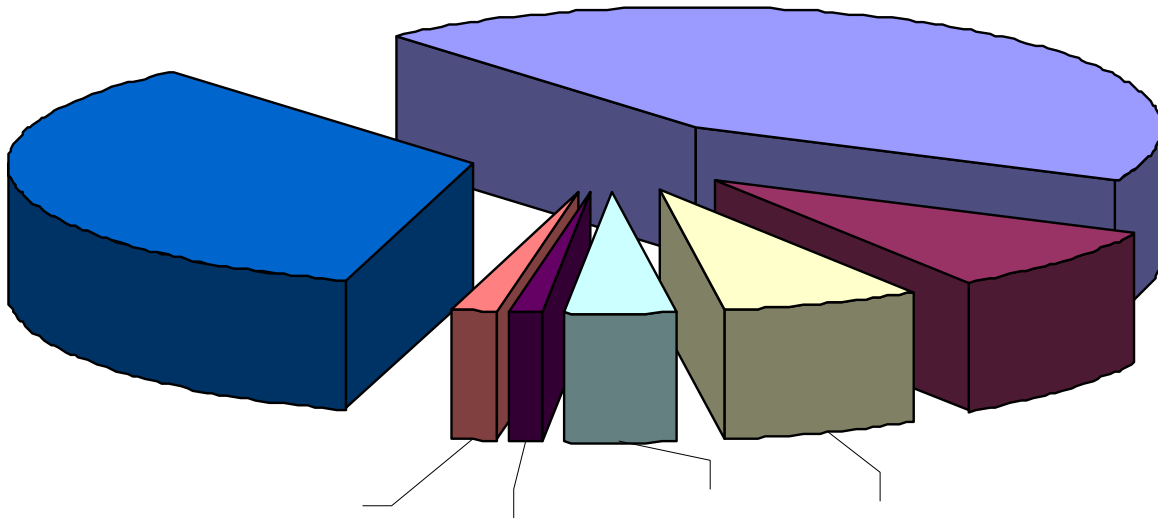


## Age Range



Age Range	Number	Percentage
Under 18	916	17.54%
18 to 25	2,975	56.96%


# Marital Status





## Parenthood

**a. Does the Victim have children?**

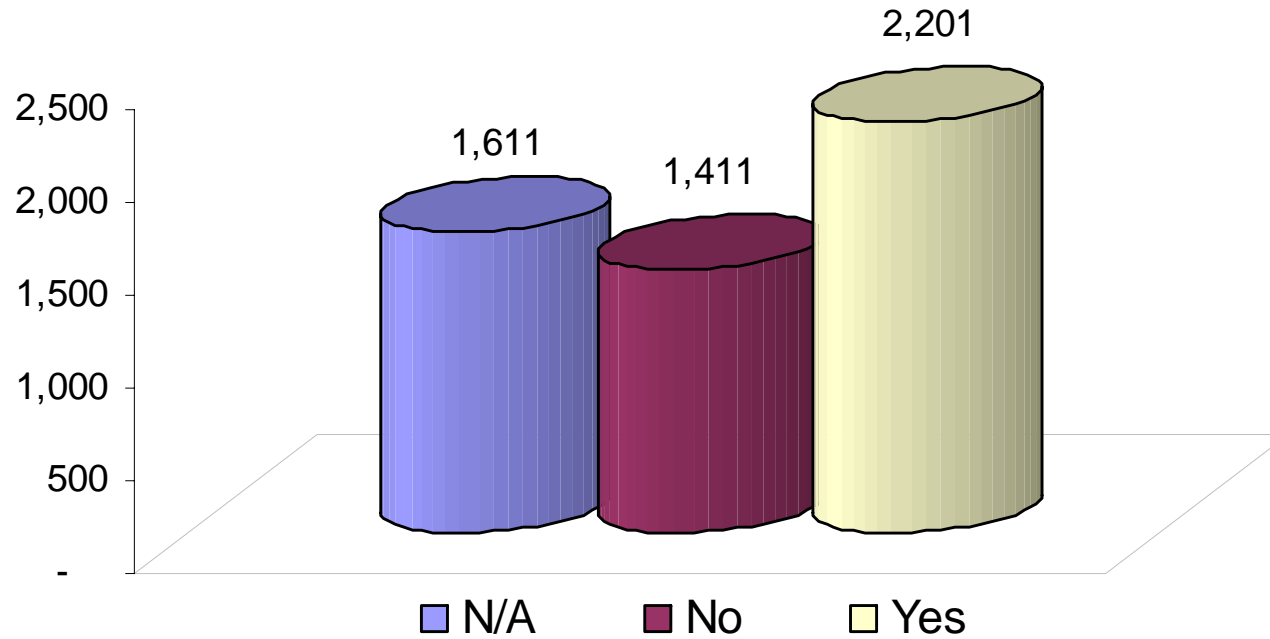
  
  


**b. If Yes, how many?**

# Education




## Work experience before being trafficked?



Work Experience	Number	Percentage
N/A	1,611	30.84%
No	1,411	27.02%
Yes	2,201	42.14%
Total	5,223	100.00%



# Family Economic Status

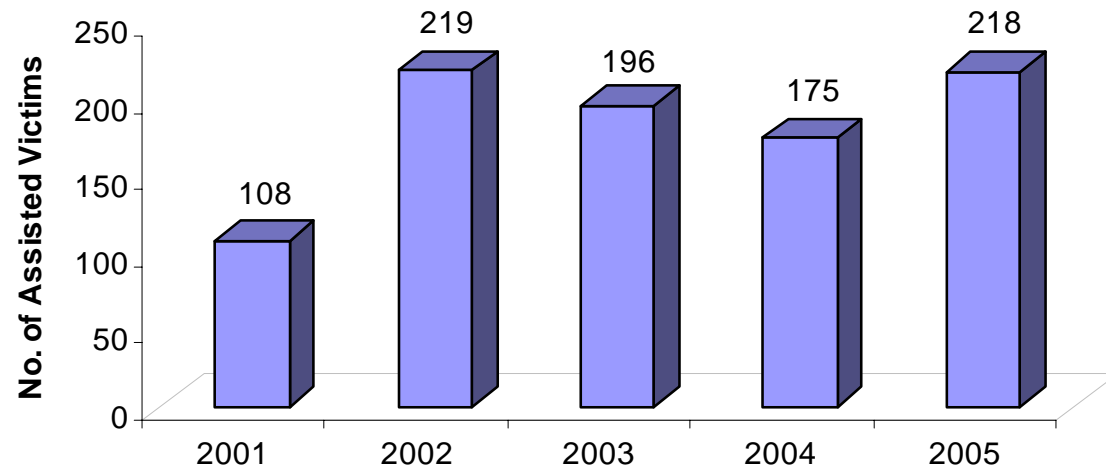




# Trafficked children

## No. of Victims Assisted by Year

Year 2001- June 2005 - 916 Minor Cases



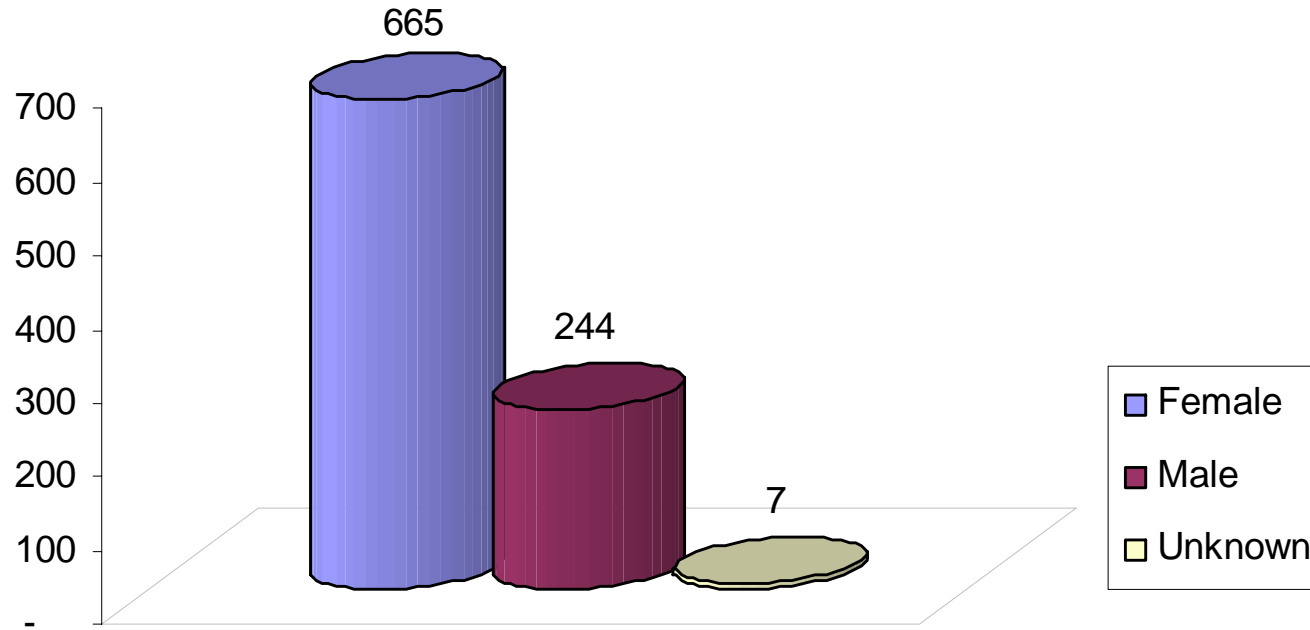
Years	Number	Percentage
2001	108	11.79%
2002	219	23.91%
2003	196	21.40%
2004	175	19.10%
2005	218	23.80%
Total	916	100.00%

## Nationality of Child Victims

Nationality	Number	Percentage
ALBANIA	40	4.37%
ARGENTINA	1	0.11%
BELARUS	33	3.60%
BENIN	16	1.75%
BOSNIA AND HERZEGOVINA	8	0.87%
BULGARIA	100	10.92%
BURKINA FASO	6	0.66%
CAMBODIA	5	0.55%
COLOMBIA	10	1.09%
DOMINICAN REPUBLIC	1	0.11%
ECUADOR	11	1.20%
GEORGIA	1	0.11%
GHANA	149	16.27%
HONDURAS	4	0.44%
INDONESIA	2	0.22%
Iran	1	0.11%




# Gender of Child Victims





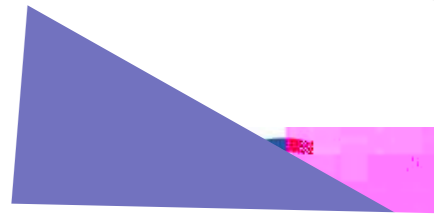
Sex	Number	Percentage
Female	665	72.60%
Male	244	26.64%
Unknown	7	0.76%
Total	916	100.00%



# Recruitment



# Proposal Before Leaving Home Country





## Freedom of Movement

Freedom of Movement	Number	Percentage
Totally denied	1,495	28.62%
Only accompanied	934	17.88%
No restrictions imposed	215	4.12%
N/A	2,579	49.38%
Total	5,223	100.00%



## **Much Study, Little Legislative Action?**

- **Lack of resources?**
- **Lack of political will?**
- **Lack of knowledge?\*\*\***
- **Lack of persuasive, strategic, collaborative research?**
- **Methodology???**

## **Future steps**

- more empirical data/research**
- analysis of poverty, gender, labor markets, vulnerability/exclusion, family, community**
- model legislation**
- capacity building of NGOs, police, judiciary, teachers, diplomats etc**
- information campaigns/hotlines**
- cross-border collaboration**
- witness protection/legal status**
- better coordination of agencies**