

2019

2020 6

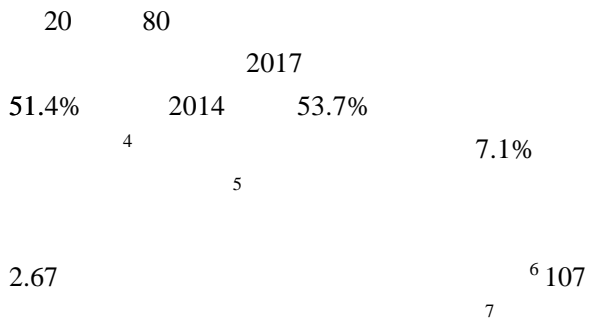


	2
1.	COVID-19	5
2.	COVID-19	7
3.	15

2019 (COVID-19)

COVID-19
94% 5

COVID-19



COVID-19

G Ú9QAQtUqC* Äž-F » û\$Jæ y& ä,X = a"ë •,DÜâà=îü=ð~³Ý î³G› cù•òç; -U zÍ © 9 3 Ä3E ±,,`• yQAS >àa°
3D

1.

3.

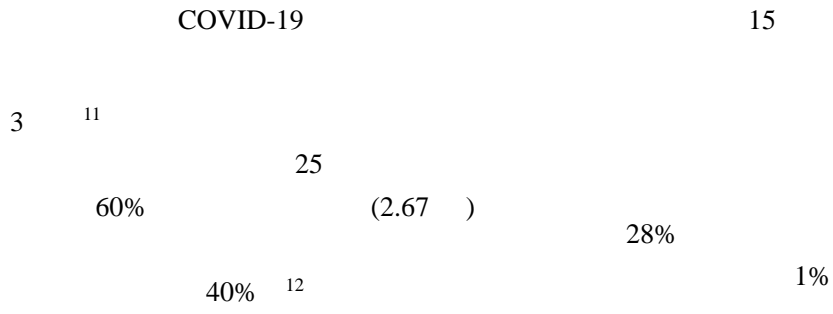
2.

1.
COVID-19

8

COVID-19

COVID-19



2. COVID-19

COVID-19

94% (2) 10.7% 48) 13 3.05 2019 2020 (


2

()COVID-19 4 2020 5 27

		14			
		15	38%	(12.5)	
		2019	6.32	(2)	
		1998			
7 000	1				
	16				
3 500	17				(1.44
)	(4.82)	(1.57
)	(4.63)	

1

当前疫情



() COVID-19 3 2020 4 29

*

)

(

() COVID-19 3 2020 4 29

19

10% ¹⁸ COVID-19

1 4 ()

10

60.4%

20




3.

38

10%

(1)



1 ()

(80%)

15

40%

) (

COVID-19

100 30 000

/

2020 5 24

()

COVID-19

A.

COVID-19

40

•

•

2030

45

C.

•

COVID-

19

46

•

COVID-19

47

•

2030

21	2020	COVID-19					
22	2018						
23	2020						
24	2020						
25	2020						
26	2020	()	COVID-19	3	2020	4	
	29						
27							
28	2020	()	COVID-19	3	2020	4	
	29						
29	2029						
30	2020		COVID-19	2020	4		
31	2020	()	COVID-19	4	2020	5	
	27						
32	2020	COVID-19					
33		https://ilostat.ilo.org/					
34	2018		2017-19			2017	
35	2020	COVID-19					
36	2020	COVID-19					
37	2020						

