







...

»












[The main body of the page contains a large, empty light blue rectangular area on the left side, and the rest of the page is blank white space.]



) (

:

:

>







## QUESTION

1. The following table shows the number of people who visited the National Gallery in London in 2018. The number of people who visited the gallery in each month is given in the table.


Month	Number of people
January	120
February	100
March	150
April	180
May	200
June	220
July	250
August	280
September	200
October	150
November	100
December	120

Use the table to answer the questions below.

2. The number of people who visited the gallery in each month is given in the table.

3. The number of people who visited the gallery in each month is given in the table.

ANSWER





:

:

:

"

-

"

:

:

-

5 :